

Elizabeth Cook, EdS

Senior National Advisor, Social Emotional Health

Alliance for a Healthier Generation

 @ecook_seh @HealthierGen

From Silos to Solutions: The Importance of Collaborative Partnerships



OUR MISSION

We work to **empower kids to develop lifelong healthy habits** by ensuring the environments that surround them provide and promote good health.

The RISE Initiative

Focusing on increasing student & staff resilience through implementation of evidence-based policy, system and environmental improvements



How We Do It










Home



School



Community






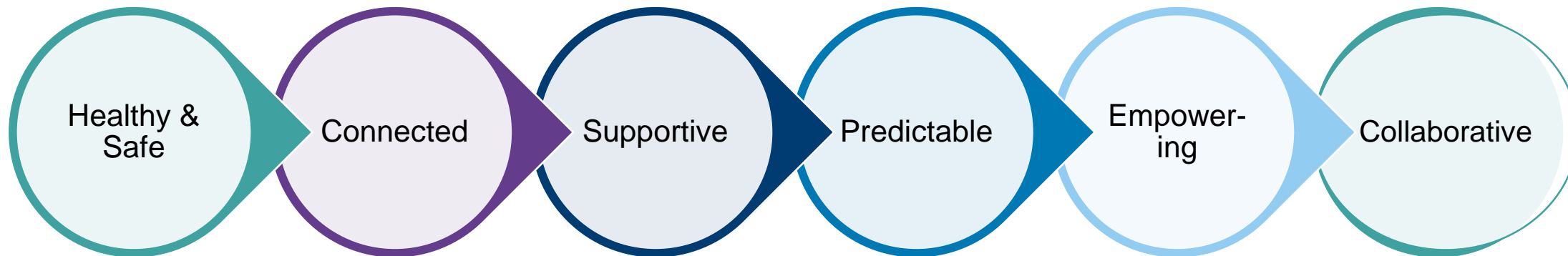
Home



School




Community



Same Goal, Different Language

“We want kids to be kind, responsible & productive”



K-12 Educator:
Social Emotional
Learning



Business Sector:
Employability Skills

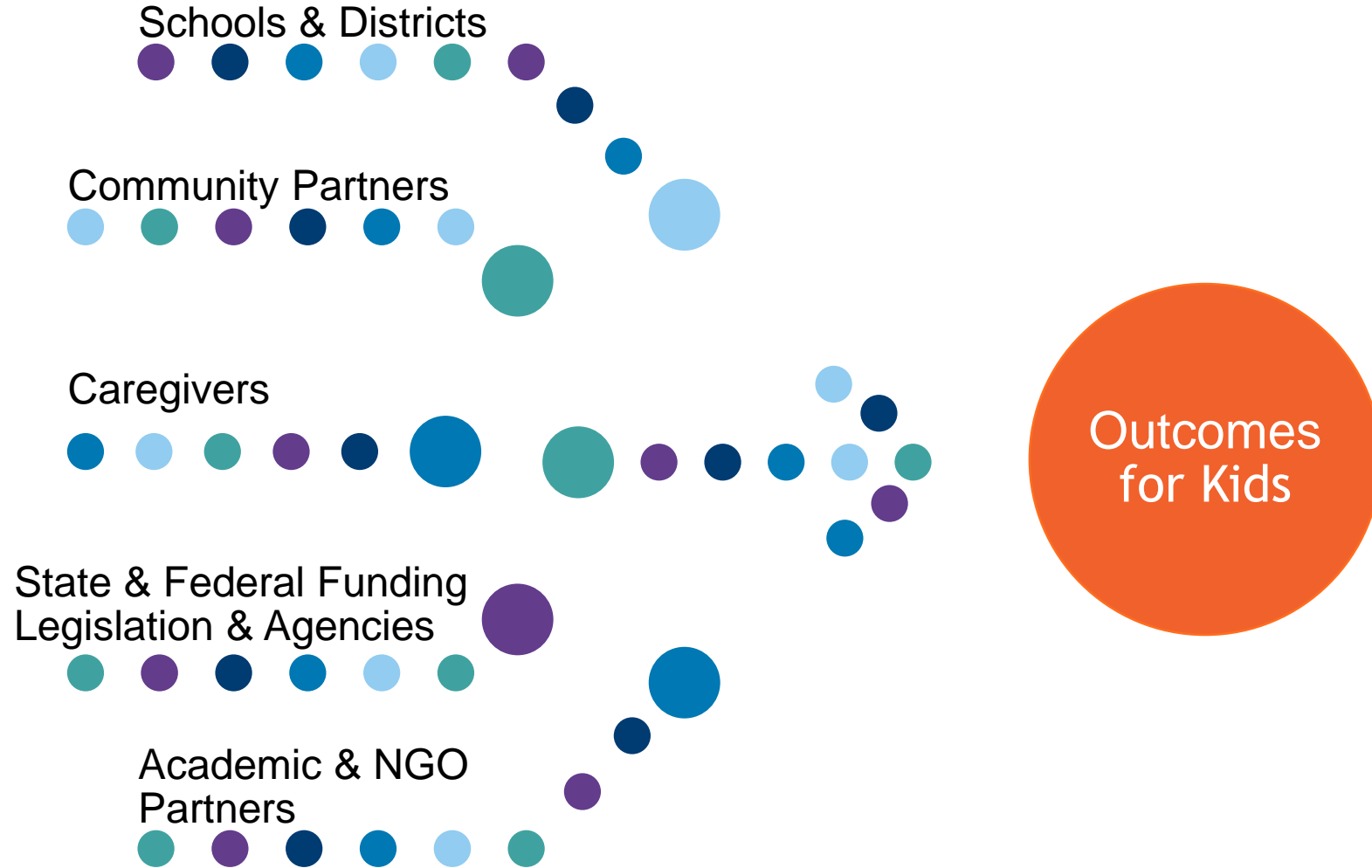


Community Sector:
Social Emotional
Development



To Parents:
Happy, Productive,
Kind People

From Silos to Solutions



What Does Collaboration Look Like?

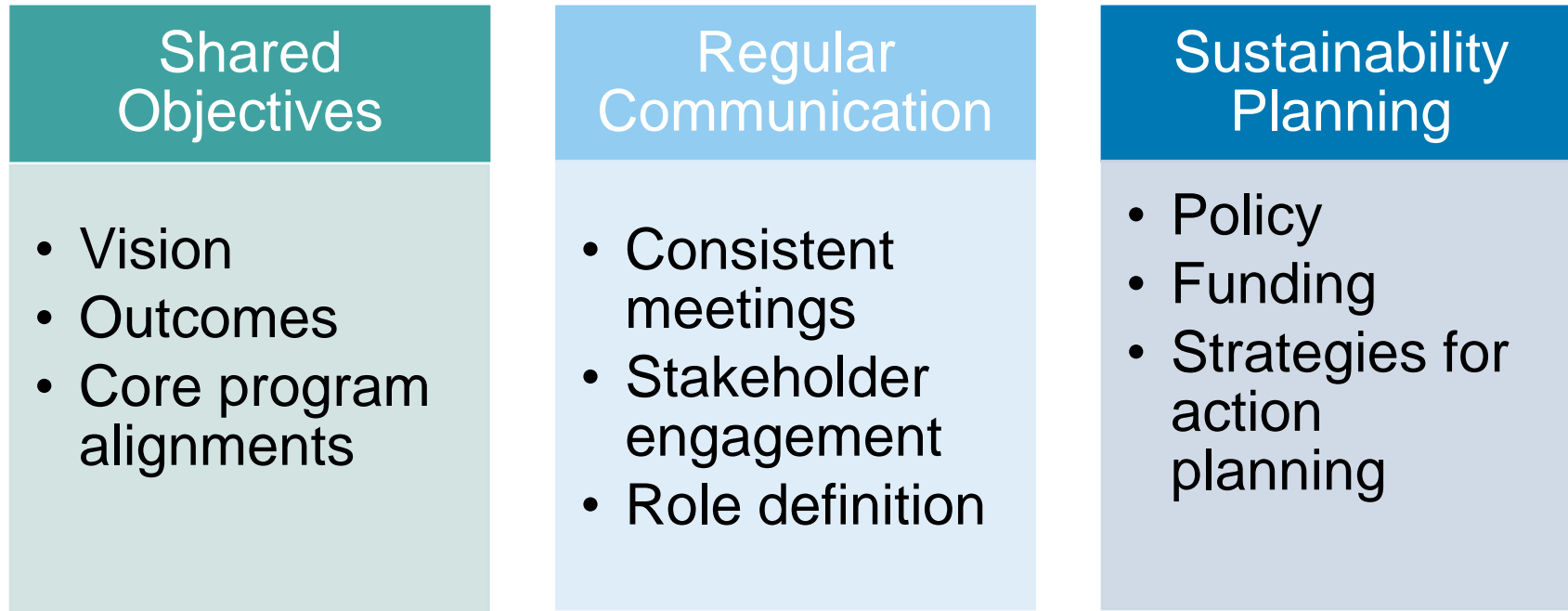
RISE Index DISTRICT EDITION

DLC-5

To what extent does your district partner with community organizations (e.g., community mental health providers, law enforcement, youth development organizations, etc.) to support district-level social-emotional health policies and practices* (i.e., social and emotional learning*, trauma-informed approaches*, student-centered discipline*, and staff well-being)?

- 3 Fully in place: Our district collaboration with community organizations includes shared objectives, regular communication and sustainability planning.
- 2 Mostly in place
- 1 Partially in place
- 0 Not in place: Our district does not collaborate with community organizations.

What Does Collaboration Look Like?



<https://www.wallacefoundation.org/knowledge-center/summer-learning/toolkit/Documents/sustainability-planning-facilitation-guide.pdf>



Because no matter how much we know,
children and families **cannot benefit** from
interventions, supports and services they
don't receive

National Implementation Research Network, 2014

Join Us!

Action Center:


<https://www.healthiergeneration.org/app>

Healthier Generation Twitter:

<https://twitter.com/HealthierGen>





E. Cook Twitter

https://twitter.com/ecook_SEH



Welcome to the RISE Index!

The RISE Index helps your school assess, prioritize, and plan key activities that promote the social-emotional health of staff and students. Learn more about the RISE Index or get started by selecting a topic below.

-  [RISE Index Guide](#)
-  [RISE Index Glossary](#)
-  [RISE Index Report](#)
-  [Invite a Team Member](#)

EXPAND ALL ▼

School Well-Being Start this Topic ▲

Questions pertaining to building the resilience of staff with focus on physical environments for staff, personal wellness, and collective care.

CRITERIA	STATUS
SWB-1	Opportunities for staff to build relationships with each other Unanswered
SWB-2	Opportunities for staff to display gratitude Unanswered